Diskover

SOLUTION BRIEF | INSIGHTS DASHBOARD | OIL & GAS

Every file has a value. Now you can see it.

See which field data you cannot replace, what you can rebuild, and what old surveys cost.

RESULTS WITH DISKOVER AT ENERGY COMPANIES

$1.5M storage savings at a major global energy company

30%+ of premium HPC storage reclaimed

1.4B files indexed in two hours

At a glance

KEY CHALLENGES

Field data, processed volumes, and projects sit on many systems. Processing leaves copies, scratch, and failed transfers behind, and it is hard to know what is safe to remove. Old surveys are kept for years, and the bill has no clear owner.

THE SOLUTION

The Insights dashboard groups storage by its role in exploration and production, from field data to scratch. It reads metadata only, never file content. It shows what each group is worth, what is waste, what it costs, and which fix comes first.

WHY IT MATTERS

Protect raw field data, clear what processing can rebuild, and move old surveys to lower-cost storage before you buy more. Each fix shows its size, yearly cost, and score gain, so you can prove the savings.

See how healthy your storage is

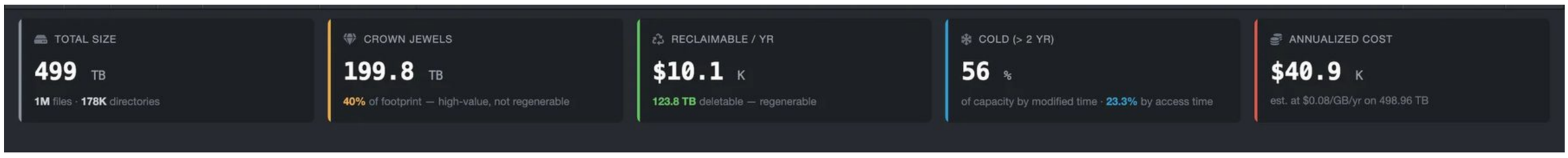

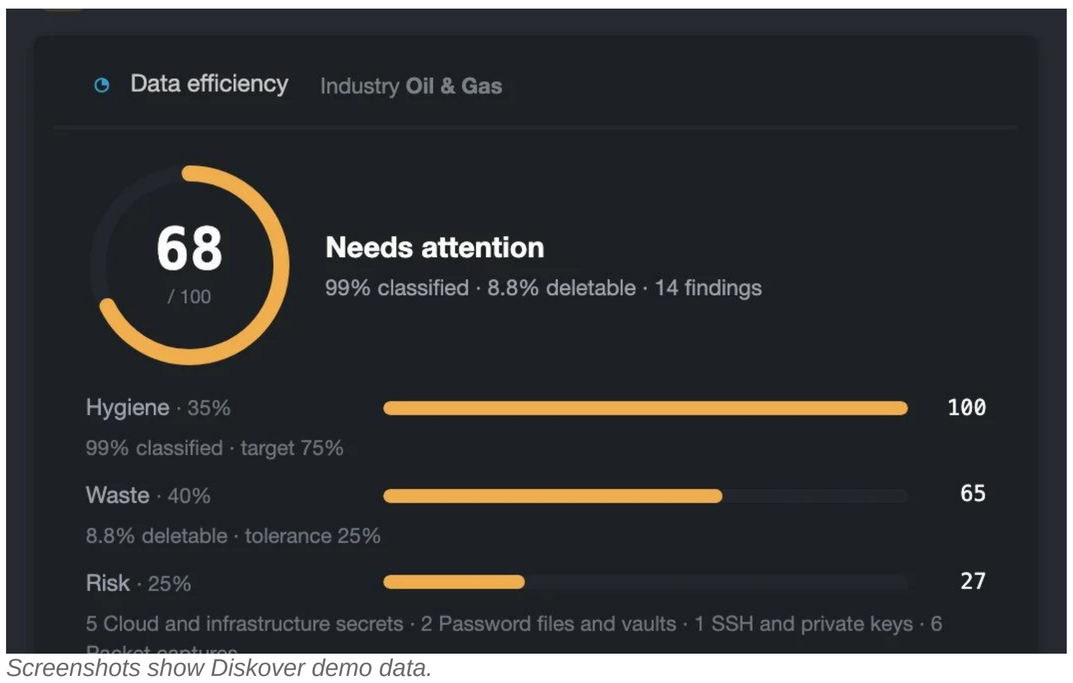

Screenshots show Diskover demo data.

FIVE KEY NUMBERS

Total size, crown jewels, reclaimable spend per year, cold data, and annual cost. The storage cost rate is a default that you change in Insights settings.

A SCORE OUT OF 100

Hygiene, waste, and risk combine into one efficiency score. The demo estate scores 68, rated Needs attention. The score is a guide, not an audit.

READY AFTER THE FIRST SCAN

No tags or plugins to set up. Statistics update after each scan, and administrators choose the **Oil & Gas** profile in settings.

About Diskover

Diskover helps enterprises structure unstructured data across cloud, on-prem, and edge environments, making it easier to search, govern, optimize, and deliver file data for compliance, analytics, and AI-ready workflows.

Contact

diskoverdata.com
sales@diskoverdata.com
(800) 560-5853
San Jose, CA

Sort your subsurface data by what it is worth

Workflow classification groups storage by its role in exploration and production, gives each group a value tier, and shows how old it is. Raw field data is a crown jewel. Derived files, scratch, and logs can be rebuilt. Groups are found from metadata only. For example, SEG-Y field data uses .sgy, .segy, or .segd files.

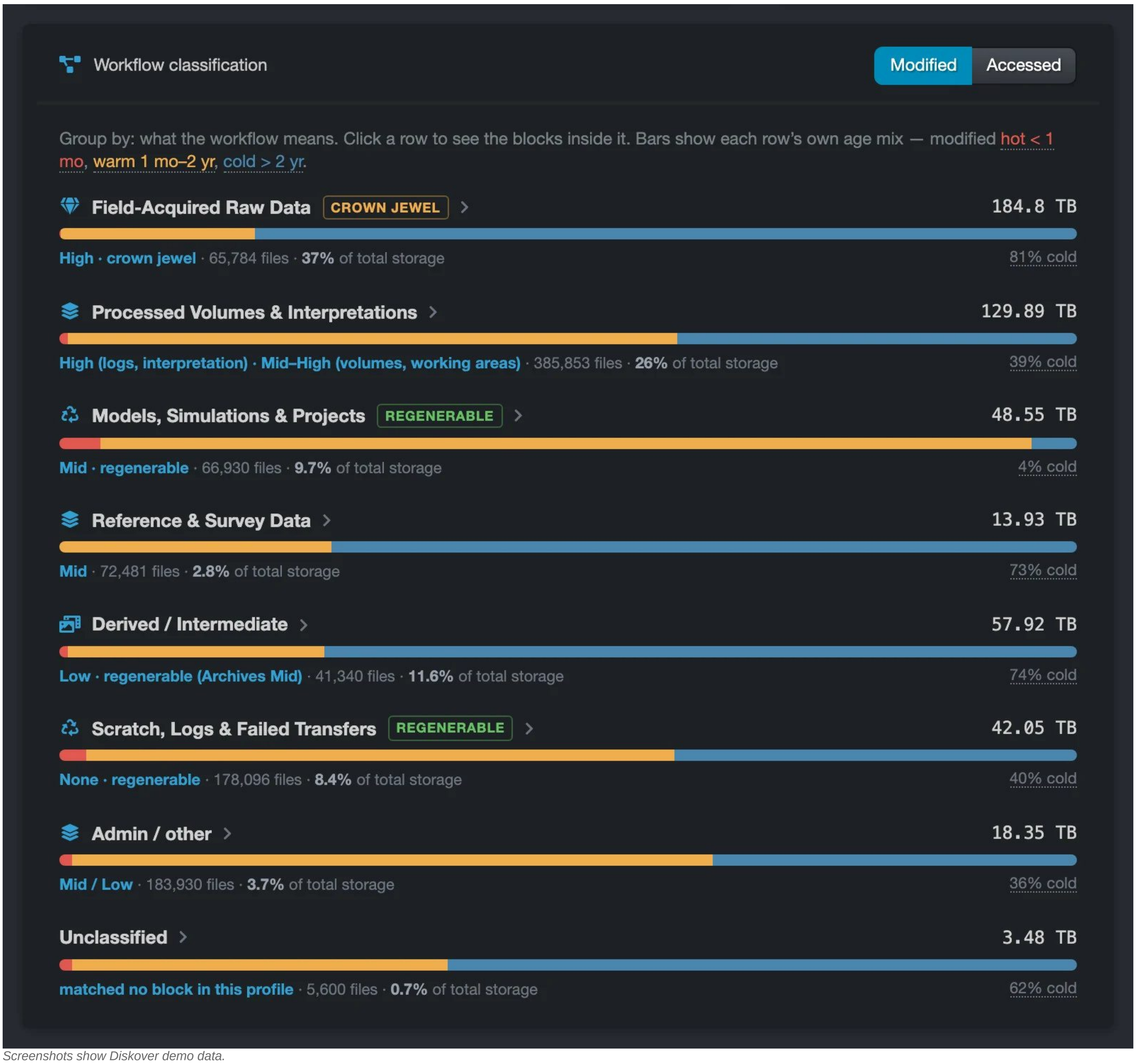

Screenshots show Diskover demo data.

CROWN JEWELS FIRST

Field-acquired raw data fills 37% of the demo estate, and 81% of it is cold. These are the files to protect before any cleanup.

ALMOST EVERYTHING SORTED

Only 3.48 TB, or 0.7% of the demo estate, matches no group. Everything else has a role and a value tier.

REBUILD IT, DO NOT KEEP IT

Derived files take 57.92 TB in the demo, and 74% of them are cold. Processing can rebuild them, so they do not need the same protection as raw data.

About Diskover

Diskover helps enterprises structure unstructured data across cloud, on-prem, and edge environments, making it easier to search, govern, optimize, and deliver file data for compliance, analytics, and AI-ready workflows.

Contact

diskoverdata.com
sales@diskoverdata.com
(800) 560-5853
San Jose, CA

Find what you can rebuild or remove

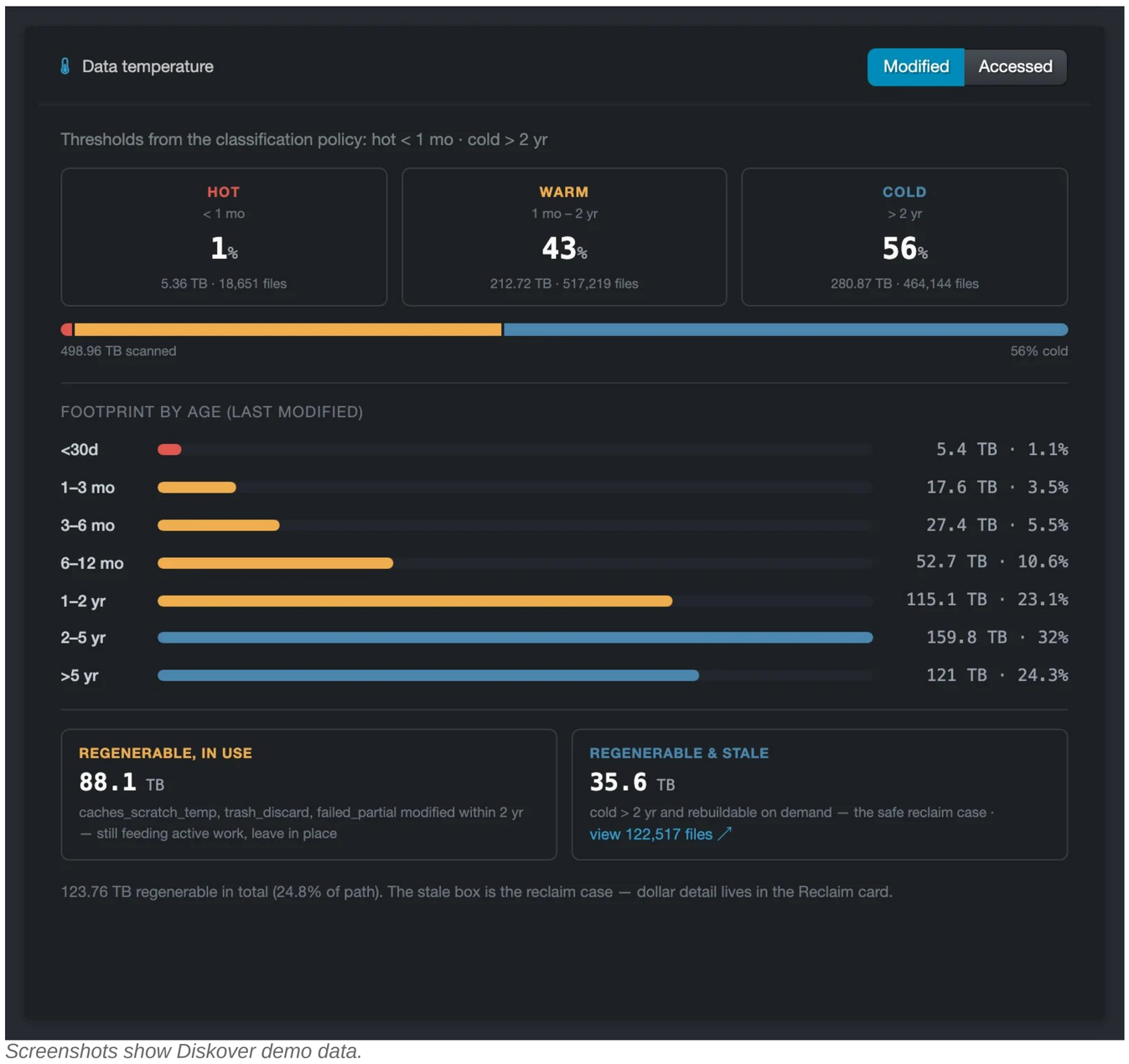

Screenshots show Diskover demo data.

Data temperature shows how much subsurface data is idle. Reclaim shows how much of it is waste, and what it costs each year.

HOT, WARM, AND COLD

In the demo, 1% of data is hot, 43% is warm, and 56% is cold. Administrators set the age limits in Insights settings.

REBUILDABLE FILES, IN USE OR STALE

In the demo, 88.1 TB of rebuildable files is still in use and 35.6 TB is stale, so you clear only what is safe to clear.

6.6 TB OF DUPLICATES

In the demo, .segd field files alone take 982 GB of duplicate space. Duplicates show when the duplicates plugin is on.

MODIFIED OR ACCESSED

Switch between last modified and last accessed dates, where your storage records them. In the demo, 56% of the data is cold by modified date, but only 23% by access date. Check before you move old files.

WHERE THE BULK SITS

In the demo, more than half of the data is older than 2 years, and 121 TB (24%) has not changed in more than 5 years. These are the first candidates for lower-cost storage.

See what you can reclaim

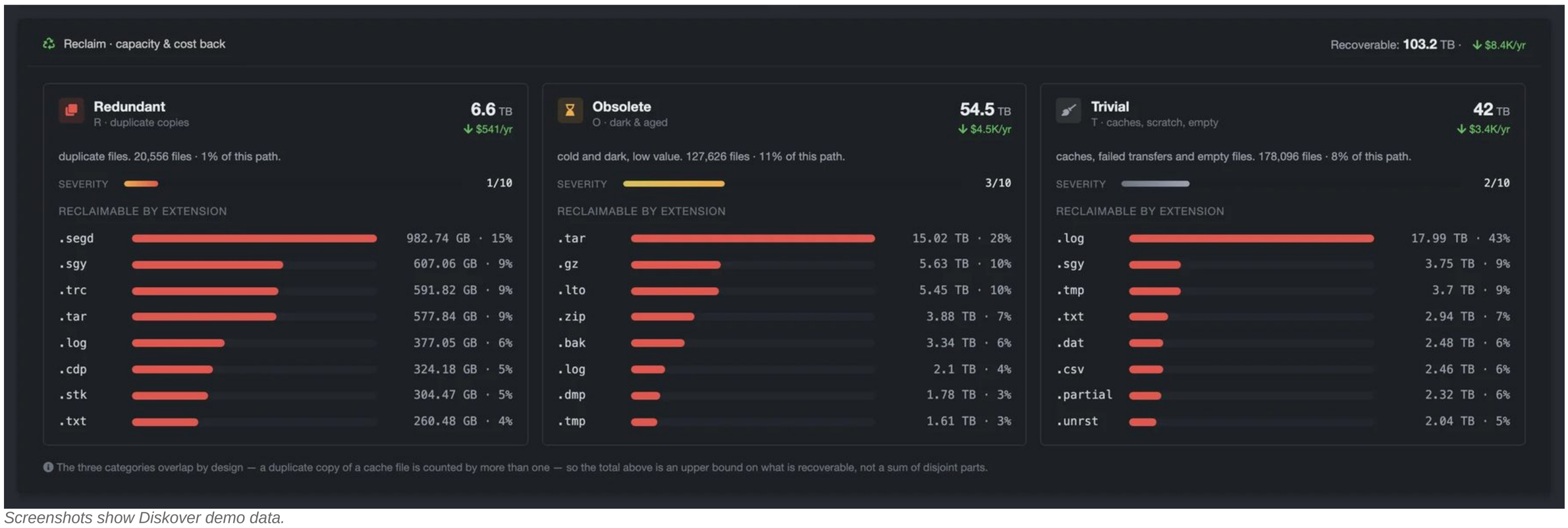

Screenshots show Diskover demo data.

REDUNDANT, OBSOLETE, AND TRIVIAL

Reclaim sorts wasted space into three groups and shows the size, yearly cost, and top file types for each. In the demo, 103.2 TB is recoverable, about $8.4K a year, and log files alone take 18 TB. The groups can overlap, so the total is an upper bound.

About Diskover

Diskover helps enterprises structure unstructured data across cloud, on-prem, and edge environments, making it easier to search, govern, optimize, and deliver file data for compliance, analytics, and AI-ready workflows.

Contact

diskoverdata.com
sales@diskoverdata.com
(800) 560-5853
San Jose, CA

Which fix to make first

Top actions ranks every fix by what it is worth. Each one (delete, move, or rotate) shows its size, its yearly cost, and the score points it adds. In the demo, the first fix is to delete caches, scratch, and temp files: 34.5 TB and 11.1 points.

RISK, NOT ONLY SPACE

Some fixes save no space but cut risk, like exposed secrets and keys.

CHECK THE FILES FIRST

Each fix links to its file list, so you can review before you act.

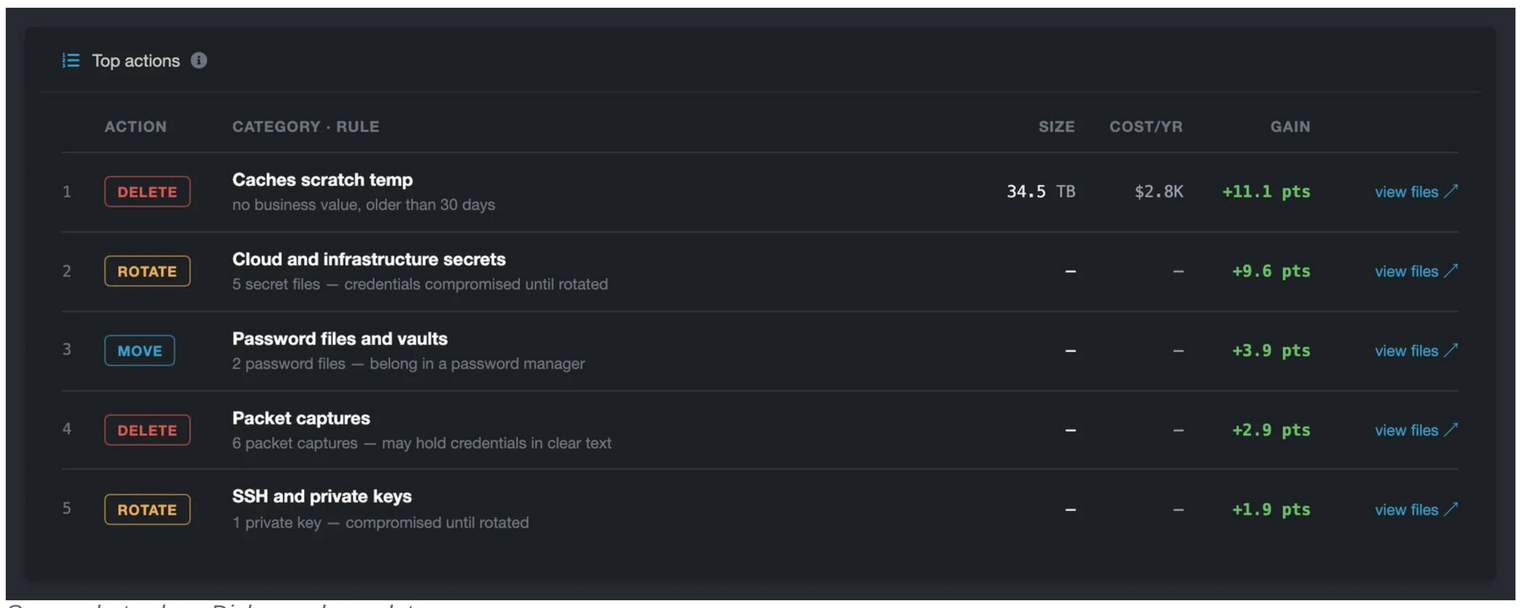

Screenshots show Diskover demo data.

See who owns it, and how fast it grows

Storage is shared by geoscience, engineering, and GIS teams. Ownership shows how much space each team holds, and Space used over time shows how fast it grows.



Screenshots show Diskover demo data.

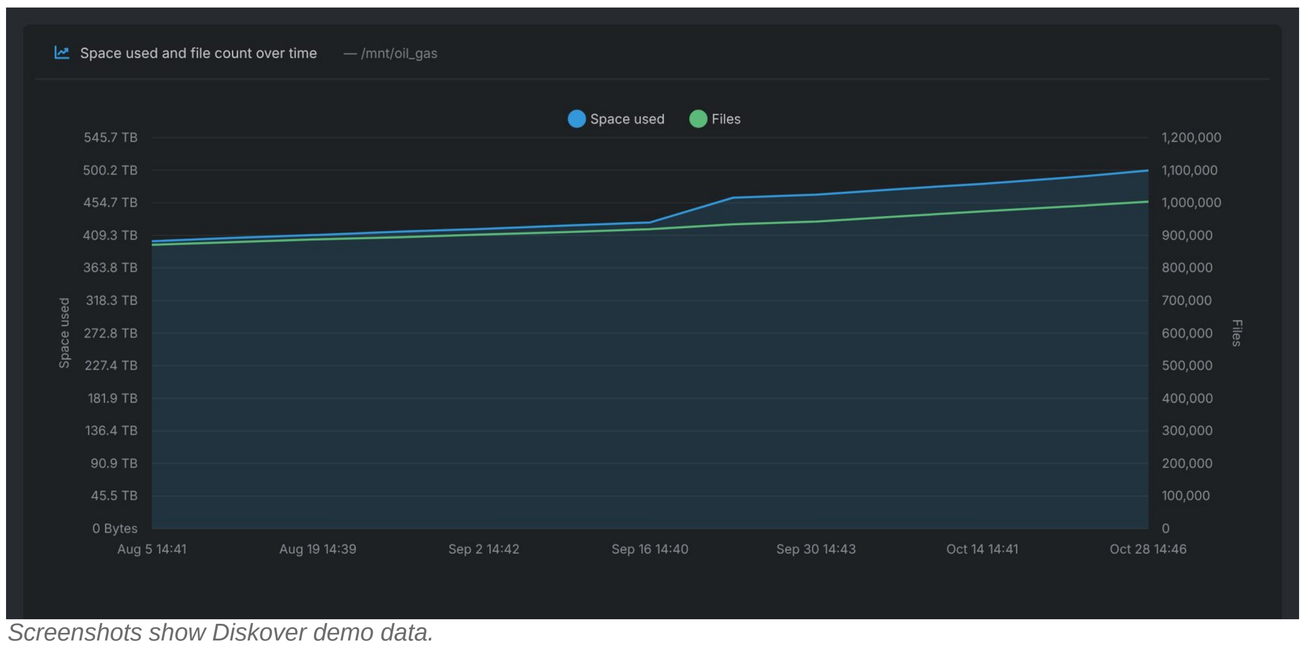

Screenshots show Diskover demo data.

SPACE BY TEAM

In the demo, the largest groups are petrophysics, drilling, gis_team, geology, reservoir_eng, and geophysics, with 59 to 74 TB each.

GROWTH YOU CAN PLAN FOR

Capacity and file count over time show how fast storage grows. The chart fills in with each scan, so your next purchase is based on facts.

GO FURTHER WITH THE AI CONNECTOR

With the optional AI Connector, administrators ask questions about their storage in plain language and get answers from the same data. Every action it proposes waits for human approval.

GET STARTED

Ready to see it on your subsurface data?

Start with a 30-day proof of concept on your own data, and recover your investment in 3 to 6 months.

About Diskover

Diskover helps enterprises structure unstructured data across cloud, on-prem, and edge environments, making it easier to search, govern, optimize, and deliver file data for compliance, analytics, and AI-ready workflows.

Contact

diskoverdata.com
sales@diskoverdata.com
(800) 560-5853
San Jose, CA

Revised November 2026